



CHECK VALVE CLEAR SERIES

TOTAL VISIBILITY AND
EASY MAINTENANCE

ASTRALPOOL 

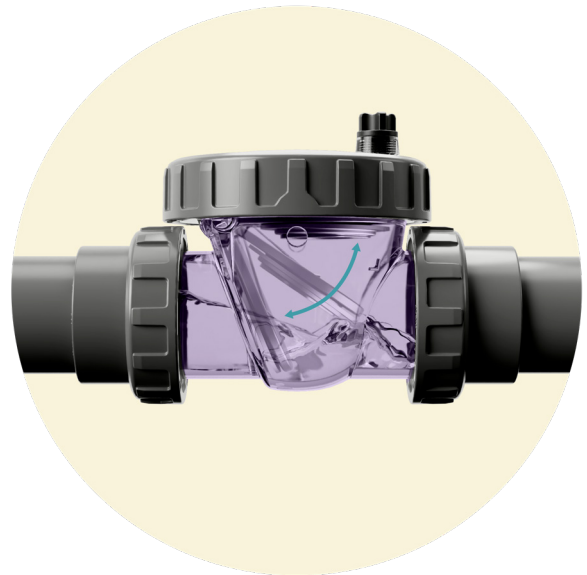
DISCOVER ITS BENEFITS

The Clear Series check valve combines efficiency, easy maintenance, and high durability, offering total visibility for reliable performance in any pool installation.

FULL FLAP OPENING MINIMAL PRESSURE LOSS

The Clear Series check valve ensures full flow thanks to its wide-opening flap, requiring only minimal pressure to activate. It also guarantees very low head loss when water passes through in the open position, optimizing the filtration system's performance without unnecessary pressure drop.

- Unobstructed flow
- Effortless opening
- Improved system efficiency



FULLY TRANSPARENT BODY COMPLETE VISIBILITY FROM ANY ANGLE



Its fully transparent body and lid make it easy to observe operation at all times. This allows users to check the water flow and whether the valve is open or closed—regardless of the installation's position.

- 360° visibility
- Easy operational check
- Flexible installation in any orientation



EASY AND ACCESSIBLE MAINTENANCE

REMOVABLE LID AND INTERCHANGEABLE UNIONS


The valve is engineered for effortless maintenance. Its interchangeable unions and removable top lid can be accessed without tools, thanks to a threaded locking nut. This design facilitates quick access to internal parts, allowing for easy installation, repairs, or component replacement without disrupting the rest of the system.

- Tool-free threaded lid
- Easy component replacement
- Fast and efficient maintenance



HIGH RESISTANCE AND DURABILITY

MAXIMUM STRENGTH



Manufactured entirely from PVC-U, the valve is built to withstand the demanding conditions of pool environments. Its high chemical and mechanical resistance, paired with a coated spring to prevent corrosion, ensures exceptional durability even in harsh settings. It is 100% suitable for installations using salt chlorinators and for seawater applications.

- Superior chemical resistance
- Withstands extreme conditions
- Long-term guaranteed durability

TECHNICAL SPECIFICATIONS

TRANSPARENT FLAP CHECK VALVE FOR POOLS

HORIZONTAL OR VERTICAL INSTALLATION

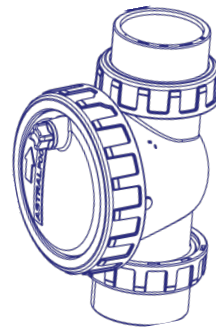
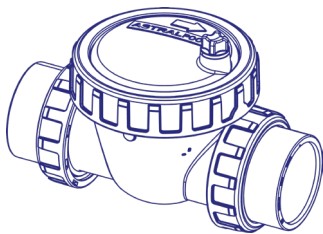
Maximum working pressure: 3.5 bar (50 psi), within an operating temperature range from 10 to 30 °C.

The product allows water to flow only in the working direction, blocking reverse flow.

In addition to its check valve function, the transparency of the body and lid provides additional functionality as a sight glass.

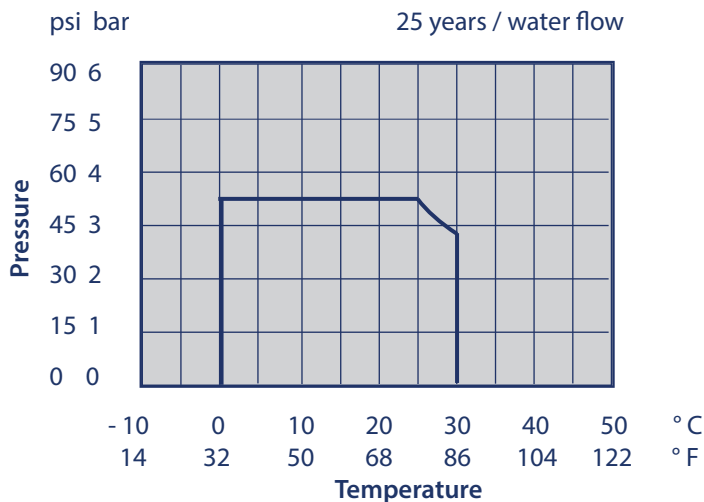
The product is available in two versions: with spring-loaded flap or without spring.

- Valves without a spring must be installed in a vertical position so that the water flow moves upward to ensure proper operation.
- Valves with a spring can be installed either vertically or horizontally (for horizontal installations, the spring version is recommended to ensure the flap closes properly).



CHARTS

PRESSURE / TEMPERATURE



PRESSURE LOSS

